



DL3500 Hardware Specifications and Wiring Diagrams

The DL3500 continues the functionality of the current DL2000/DL3000 product line. It offers both the new addition of DH-485 as well as a plug and play USB interface. As well as having the DH+ and 232/422/485 capabilities of the DL3000. The fully populated DL3500 Model will also allow Bridging between DH+ and DH485 networks in one unit. New is the ability to power the DL3500 from the USB communication link, removing the sometimes cumbersome procedure of location an AC or DC power supply when using laptops or PC's in the field.

The DL3500 has two communication ports. Channel A is designed to connect to you industrial network, either A-B's DH+ or DH-485 networks. Channel B is used to connect to your serial or USB device, the protocol depends on which flavour (model) of the DL3500 you have ordered. Current Models include DF1, Modbus, and ASCII.

DL32 Configuration Software is used to set up the channels. The latest version is available from <http://www.equustek.com/downloads.html>

Hardware Specifications

CHA: DH-485 4800, 9600 or 19.2 Kbaud, DH+ of 57.6, 115.2 and 230.4 Kbaud

CHB: Serial Interface using RS232C, RS422-4 wire, and RS485-2 Wire with speeds upto 230.4 Kbaud. New Plug and Play Windows USB Interface.

Pushbuttons: Configuration to setup online parameters, Reset for a Hardware Reset

Parameters: Stored in Non-Volatile EEPROM

Flash Firmware: Allows ease of upgrading

CHANNEL Leds: Bi-Color (Green/Red) Led indicates channel activity and status

POWER Led: Green Led indicates power on.

Dimensions: 1.05" H x 4.2" D x 3.45" W (26.2 x 105.0 x 86.3 mm)

- Weight 0.66 Lbs (0.3Kg)

Installation: Metal Enclosure; Desktop or Din Rail Mounting;

Operating Environment: 32 to 122 °F (0 to 50 °C)

Storage: -40 to 185°F (-40 to 85°C)

Humidity: 5% to 95% non-condensing

Power: 9-27V DC or USB - 1.8 Watts

Equustek Solutions, Inc.
Suite 815 – 1200 W 73rd Ave.
Vancouver, BC, Canada – V6P 6G5
Toll Free: 888-387-3787

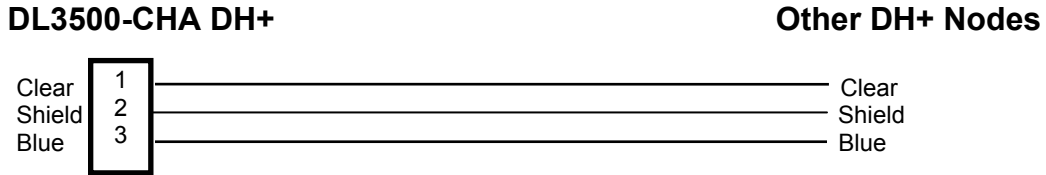
Tel: (604) 266-8547 Fax (604) 266-9547

Web-site: www.equustek.com



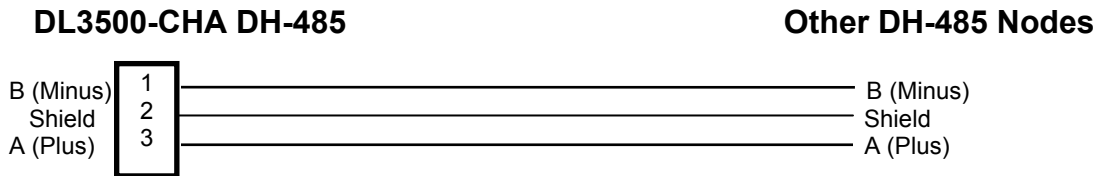
DL3500 Wiring Diagrams

1. Online Cable DL3500-CHA DH+

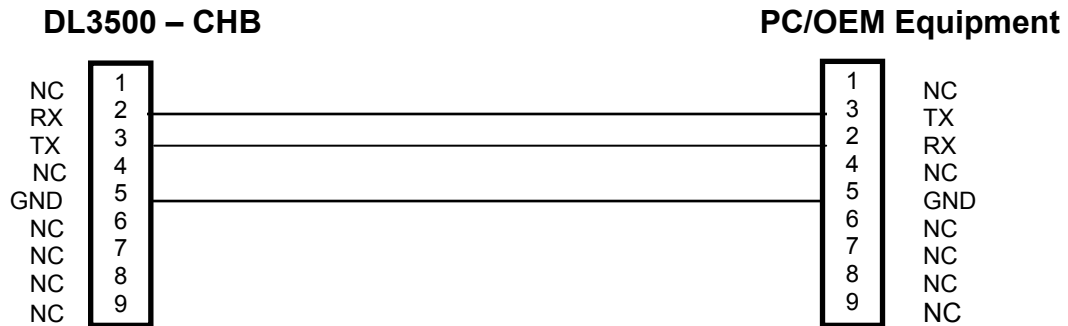


Note: Clear & Blue might have to be swapped depending on existing DH+ wiring


2. Online Cable DL3500-CHA DH-485




3. Configuration Cable DL3500-CHB RS-232 And Online Cable DL3500-CHB – No Handshaking




4. Online Cable DL3500-CHB RS-232C – With Handshaking



5. Online Cable DL3500-CHB RS-232 – With RTS/CTS Handshaking



6. Online Cable DL3500-CHB RS422/RS485



Note: 5 Pin Connectors are numbered from Left to Right
 For RS485 Jumper Pins 1-2 and 3-4 for + and - wires